

A

B

C

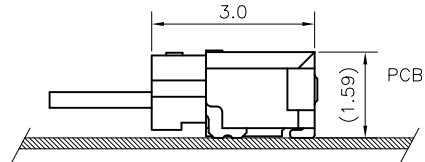
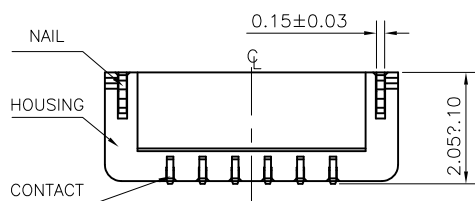
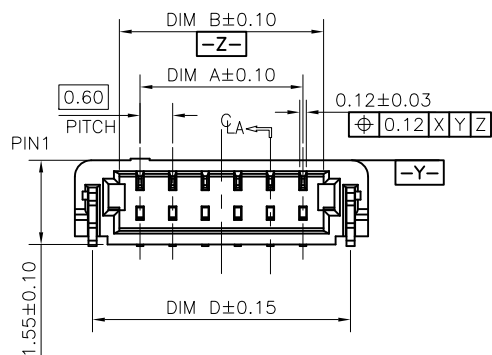
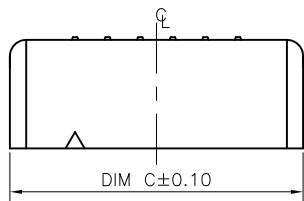
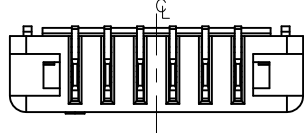
D

E

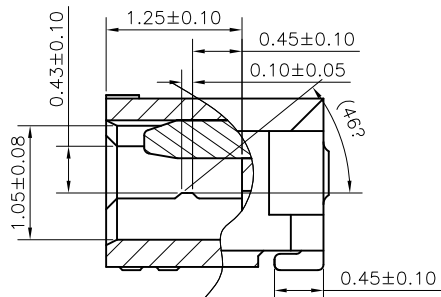
F

REV	DESIGN	DATE
A0	-	-
-	-	-

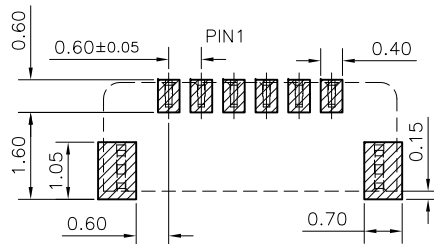
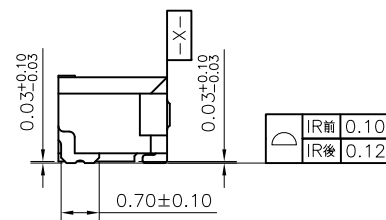
CAVITY NO.



MATED CONDITION

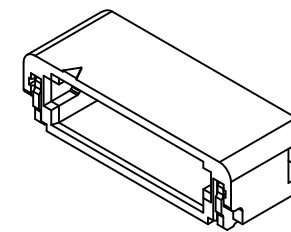


SECTION A-A



RECOMMEND PCB LAYOUT  
GENERAL TOLERANCE ±0.05

CKT	DIM A	DIM B	DIM C	DIM D
2	0.6	1.36	3.00	2.35
4	1.80	2.56	4.20	3.55
5	2.40	3.16	4.80	4.15
6	3.00	3.76	5.40	4.75
7	3.60	4.36	6.00	5.35
8	4.20	4.96	6.60	5.95
10	5.40	6.16	7.80	7.15
12	6.60	7.36	9.00	8.35
14	7.80	8.56	10.20	9.55
16	9.00	9.76	11.40	10.75



### 主要技术参数 Main Specifications

线 数 (Poles): 02 to 04

接触电阻 (Contact resistance):  $\leq 40m\Omega$

绝缘电阻 (Insulation resistance):  $\geq 100M\Omega$

额定电压 (Rated voltage): 30V AC DC

额定电流 (Rated current): 0.2A AC DC

耐 电 压 (Withstand Voltage): 100V AC/minute

温度范围 (Temperature Range):  $-55^{\circ}C \sim +85^{\circ}C$

### ORDER INFORMATION:

PART No. <u>A0601AWR-**-FOKB1-R</u>		PACKAGING:
No. OF CIRCUITS: <u>02~16</u>		R=REEL
PLASTIC MATERIAL: <u>FOK=LCP(BLACK)</u>		P=PE
		Metal code:
		1=PhosphorBronze
		PLATING:
		B=Matte Sn

ITEM	COMPONENT	Q'TY	MATERIAL	FINISH
C	SOLDER TAB	2 PCS	PhosphorBronze	MATTE Sn-plated
B	CONTACT	N PCS	PhosphorBronze	MATTE Sn-plated
A	HOUSING	1 PCS	LCP	UL 94V-0, COLOR:BLACK

JKUN 温州健坤接插件有限公司  
WENZHOU JKUN CONNECTOR CO.,LTD.

TITLE: A0601AWR

X.±0.5 X.±5'

USE: CUSTOMER

PART NO.:

.X±0.3 .X±2'

APPD: 刘振岭

A0601AWR-\*\*-FOKB1-R

.XX±0.25 .XX±1'

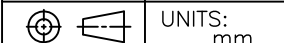
CHKD: 王亮

DWG NO.:  
JKUN-GCCP-0799

-- --

DR: 蒋建银

SCALE 1 : 1 SHEET 1 / 1



UNITS: mm

A

B

C

D

E

F